

(12) INTERNATIONAL APPLICATION PUBLISHED UNDER THE PATENT COOPERATION TREATY (PCT)

(19) World Intellectual Property Organization
International Bureau(43) International Publication Date
3 October 2002 (03.10.2002)

PCT

(10) International Publication Number
WO 02/076948 A1(51) International Patent Classification⁷: C07D 211/58,
A61K 31/4468, A61P 11/00, 17/00, 29/00, 37/00SI, SK, SL, TJ, TM, TN, TR, TT, TZ, UA, UG, US, UZ,
VN, YU, ZA, ZM, ZW.

(21) International Application Number: PCT/SE02/00542

(84) Designated States (regional): ARIPO patent (GH, GM,
KE, LS, MW, MZ, SD, SL, SZ, TZ, UG, ZM, ZW),
Eurasian patent (AM, AZ, BY, KG, KZ, MD, RU, TJ, TM),
European patent (AT, BE, CH, CY, DE, DK, ES, FI, FR,
GB, GR, IE, IT, LU, MC, NL, PT, SE, TR), OAPI patent
(BF, BJ, CF, CG, CI, CM, GA, GN, GQ, GW, ML, MR,
NE, SN, TD, TG).

(22) International Filing Date: 19 March 2002 (19.03.2002)

(25) Filing Language: English

(26) Publication Language: English

(30) Priority Data:
0107228.9 22 March 2001 (22.03.2001) GB(71) Applicant (for all designated States except US): AS-
TRAZENECA AB [SE/SE]; S-151 85 Södertälje (SE).

(72) Inventors; and

(75) Inventors/Applicants (for US only): BURROWS,
Jeremy [GB/GB]; AstraZeneca R & D Alderley, Alderly
Park, Macclesfield, Cheshire SK10 4TG (GB). CUM-
MING, John [GB/GB]; AstraZeneca R & D Alderley,
Alderly Park, Macclesfield, Cheshire SK10 4TG (GB).(74) Agent: GLOBAL INTELLECTUAL PROPERTY; As-
traZeneca AB, S-151 85 Södertälje (SE).(81) Designated States (national): AE, AG, AL, AM, AT, AU,
AZ, BA, BB, BG, BR, BY, BZ, CA, CH, CN, CO, CR, CU,
CZ, DE, DK, DM, DZ, EC, EE, ES, FI, GB, GD, GE, GH,
GM, HR, HU, ID, IL, IN, IS, JP, KE, KG, KP, KR, KZ, LC,
LK, LR, LS, LT, LU, LV, MA, MD, MG, MK, MN, MW,
MX, MZ, NO, NZ, OM, PH, PL, PT, RO, RU, SD, SE, SG,

Declarations under Rule 4.17:

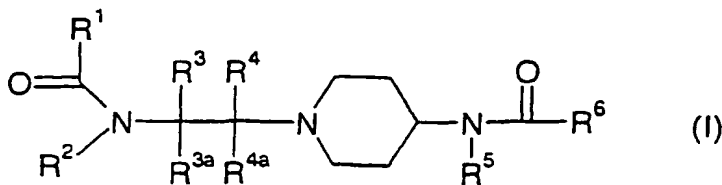
- as to applicant's entitlement to apply for and be granted a patent (Rule 4.17(ii)) for the following designations AE, AG, AL, AM, AT, AU, AZ, BA, BB, BG, BR, BY, BZ, CA, CH, CN, CO, CR, CU, CZ, DE, DK, DM, DZ, EC, EE, ES, FI, GB, GD, GE, GH, GM, HR, HU, ID, IL, IN, IS, JP, KE, KG, KP, KR, KZ, LC, LK, LR, LS, LT, LU, LV, MA, MD, MG, MK, MN, MW, MX, MZ, NO, NZ, OM, PH, PL, PT, RO, RU, SD, SE, SG, SI, SK, SL, TJ, TM, TN, TR, TT, TZ, UA, UG, UZ, VN, YU, ZA, ZM, ZW, ARIPO patent (GH, GM, KE, LS, MW, MZ, SD, SL, SZ, TZ, UG, ZM, ZW), Eurasian patent (AM, AZ, BY, KG, KZ, MD, RU, TJ, TM), European patent (AT, BE, CH, CY, DE, DK, ES, FI, FR, GB, GR, IE, IT, LU, MC, NL, PT, SE, TR), OAPI patent (BF, BJ, CF, CG, CI, CM, GA, GN, GQ, GW, ML, MR, NE, SN, TD, TG)
- of inventorship (Rule 4.17(iv)) for US only

Published:

- with international search report

For two-letter codes and other abbreviations, refer to the "Guidance Notes on Codes and Abbreviations" appearing at the beginning of each regular issue of the PCT Gazette.

(54) Title: NOVEL PIPERIDINE DERIVATIVES AS MODULATORS OF CHEMOKINE RECEPTORS



(57) Abstract: The invention provides a compound of formula (I): wherein R¹, R², R³, R^{3a}, R⁴, R^{4a}, R⁵, and R⁶ are as defined; or a pharmaceutically acceptable salt thereof or a solvate thereof; compositions containing these compounds, processes for preparing them and their use as modulators of chemokine activity (especially CCR5 activity).

THIS PAGE BLANK (USPTO)

NOVEL PIPERIDINE DERIVATIVES AS MODULATORS OF CHEMOKINE RECEPTORS

The present invention relates to heterocyclic derivatives having pharmaceutical activity, to processes for preparing such derivatives, to pharmaceutical compositions comprising such derivatives and to the use of such derivatives as active therapeutic agents.

Pharmaceutically active piperidine derivatives are disclosed in EP-A1-1013276, WO00/08013, WO99/38514 and WO99/04794.

Chemokines are chemotactic cytokines that are released by a wide variety of cells to attract macrophages, T cells, eosinophils, basophils and neutrophils to sites of inflammation and also play a rôle in the maturation of cells of the immune system. Chemokines play an important role in immune and inflammatory responses in various diseases and disorders, including asthma and allergic diseases, as well as autoimmune pathologies such as rheumatoid arthritis and atherosclerosis. These small, secreted molecules are a growing superfamily of 8-14 kDa proteins characterised by a conserved four cysteine motif. The chemokine superfamily can be divided into two main groups exhibiting characteristic structural motifs, the Cys-X-Cys (C-X-C, or α) and Cys-Cys (C-C, or β) families. These are distinguished on the basis of a single amino acid insertion between the NH-proximal pair of cysteine residues and sequence similarity.

The C-X-C chemokines include several potent chemoattractants and activators of neutrophils such as interleukin-8 (IL-8) and neutrophil-activating peptide 2 (NAP-2).

The C-C chemokines include potent chemoattractants of monocytes and lymphocytes but not neutrophils such as human monocyte chemotactic proteins 1-3 (MCP-1, MCP-2 and MCP-3), RANTES (Regulated on Activation, Normal T Expressed and Secreted), eotaxin and the macrophage inflammatory proteins 1 α and 1 β (MIP-1 α and MIP-1 β).

Studies have demonstrated that the actions of the chemokines are mediated by subfamilies of G protein-coupled receptors, among which are the receptors designated CCR1, CCR2, CCR2A, CCR2B, CCR3, CCR4, CCR5, CCR6, CCR7, CCR8, CCR9, CCR10, CXCR1, CXCR2, CXCR3 and CXCR4. These receptors represent good targets for drug development since agents that modulate these receptors would be useful in the treatment of disorders and diseases such as those mentioned above.

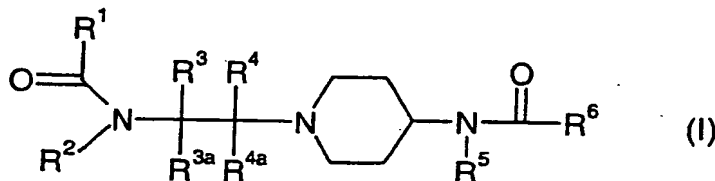
The CCR5 receptor is expressed on T-lymphocytes, monocytes, macrophages, dendritic cells, microglia and other cell types. These detect and respond to several

chemokines, principally "regulated on activation normal T-cell expressed and secreted" (RANTES), macrophage inflammatory proteins (MIP) MIP-1a and MIP-1b and monocyte chemoattractant protein-2 (MCP-2).

This results in the recruitment of cells of the immune system to sites of disease. In many diseases it is the cells expressing CCR5 that contribute, directly or indirectly, to tissue damage. Consequently, inhibiting the recruitment of these cells is beneficial in a wide range of diseases.

CCR5 is also a co-receptor for HIV-1 and other viruses, allowing these viruses to enter cells. Blocking the receptor with a CCR5 antagonist or inducing receptor internalisation with a CCR5 agonist protects cells from viral infection.

The present invention provides a compound of formula (I):



wherein:

- R^1 is C_{3-7} cycloalkyl, C_{5-7} cycloalkenyl, heterocyclyl (itself optionally substituted by C_{1-4} alkyl), C_{1-8} alkyl (optionally substituted by C_{3-6} cycloalkyl, C_{5-6} cycloalkenyl, phenyl, heteroaryl, $S(O)_pR^7$, CO_2R^8), C_{3-6} alkenyl (optionally substituted by phenyl, heteroaryl, $S(O)_qR^9$, CO_2R^{10}) or C_{3-8} alkynyl;
- R^2 is phenyl, heteroaryl, phenyl(C_{1-4} alkyl) or heteroaryl(C_{1-4} alkyl);
- R^3 , R^{3a} , R^4 and R^{4a} are, independently, hydrogen or C_{1-4} alkyl;
- R^5 is hydrogen, C_{1-4} alkyl (optionally substituted by halogen, hydroxy, C_{1-4} alkoxy, C_{3-7} cycloalkyl, SH, C_{1-4} alkylthio, cyano or $S(O)_q(C_{1-4}$ alkyl)), C_{3-4} alkenyl, C_{3-4} alkynyl or C_{3-7} cycloalkyl;
- R^6 is phenyl, heteroaryl, phenylNH, heteroarylNH, phenyl(C_{1-2})alkyl, heteroaryl(C_{1-2})alkyl, phenyl(C_{1-2} alkyl)NH or heteroaryl(C_{1-2} alkyl)NH;
- R^7 and R^9 are, independently, C_{1-4} alkyl, or, when p or q is 0, C_{1-4} acyl;
- R^8 and R^{10} are, independently, hydrogen or C_{1-4} alkyl;
- wherein the phenyl and heteroaryl rings of any of the foregoing are independently optionally substituted by halo, cyano, nitro, hydroxy, C_{1-4} alkyl, C_{1-4} alkoxy, $S(O)_mC_{1-4}$ alkyl, $S(O)_2NR^{11}R^{12}$, $NHS(O)_2(C_{1-4}$ alkyl), NH_2 , $NH(C_{1-4}$ alkyl), $N(C_{1-4}$ alkyl) $_2$, $NHC(O)NH_2$,

C(O)NH₂, C(O)NH(C₁₋₄ alkyl), NHC(O)(C₁₋₄ alkyl), CO₂H, CO₂(C₁₋₄ alkyl), C(O)(C₁₋₄ alkyl), CF₃, CHF₂, CH₂F, CH₂CF₃ or OCF₃;

R¹¹ and R¹² are, independently, hydrogen or C₁₋₄ alkyl, or together with a nitrogen or oxygen atom, may join to form a 5- or 6-membered ring which is optionally substituted with C₁₋₄ alkyl, C(O)H or C(O)(C₁₋₄ alkyl);

m, p and q are, independently, 0, 1 or 2;

or a pharmaceutically acceptable salt thereof or a solvate thereof.

Certain compounds of the present invention can exist in different isomeric forms (such as enantiomers, diastereomers, geometric isomers or tautomers). The present invention covers all such isomers and mixtures thereof in all proportions.

Suitable salts include acid addition salts such as a hydrochloride, hydrobromide, phosphate, acetate, fumarate, maleate, tartrate, citrate, oxalate, methanesulphonate or *p*-toluenesulphonate.

The compounds of the invention may exist as solvates (such as hydrates) and the present invention covers all such solvates.

Alkyl groups and moieties are straight or branched chain and are, for example, methyl, ethyl, *n*-propyl or *iso*-propyl.

Alkenyl and alkynyl groups and moieties are, for example, vinyl, allyl or propargyl.

Cycloalkyl is a mono-, bi- or tri-cyclic structure such as, for example, cyclopropyl, cyclopentyl, cyclohexyl or adamantyl.

Cycloalkenyl comprises 1 double bond and is, for example, cyclopentenyl or cyclohexenyl.

Acyl is, for example, carbonyl substituted by C₁₋₆ alkyl or optionally substituted phenyl.

Heterocyclyl is a non-aromatic 3, 4, 5 or 6 membered ring comprising at least one heteroatom selected from the group comprising nitrogen, oxygen and sulphur. Heterocyclyl is, for example, aziridinyl, azetidiny, oxetanyl, piperidinyl, 4,5-dihydro-oxazolyl, 4,5-dihydroimidazolyl, morpholinyl, pyrrolidinyl, piperazinyl, tetrahydrofuryl, tetrahydropyranly or tetrahydrothiopyranly (wherein the sulphur is optionally substituted with 1 or 2 oxygen atoms).

Heteroaryl is an aromatic 5 or 6 membered ring comprising at least one heteroatom selected from the group comprising nitrogen, oxygen and sulphur. Heteroaryl is, for example, pyrrolyl, imidazolyl, pyrazolyl, 1,2,3-triazolyl, 1,2,4-triazolyl, oxazolyl, isoxazolyl,

oxadiazolyl, thiazolyl, isothiazolyl, thiadiazolyl, pyridinyl, pyrimidinyl, pyrazinyl, pyridazinyl, thienyl, furyl, quinolinyl, isoquinolinyl, dihydroisoquinolinyl, quinazolinyl, quinoxaliny, indolyl, isoindolyl, benzimidazolyl, benzo[b]furyl, benzo[b]thienyl, phthalazinyl, indanyl, benzthiazolyl or cinnolinyl.

5 Phenylalkyl is, for example, benzyl, 1-(phenyl)ethyl or 2-(phenyl)ethyl.

Heteroarylalkyl is, for example, pyridinylmethyl, pyrimidinylmethyl or 2-(pyridinyl)ethyl.

The group $S(O)_2NR^{11}R^{12}$ is, for example, $S(O)_2NH_2$, $S(O)_2NH(C_{1-4} \text{ alkyl})$, $S(O)_2N(C_{1-4} \text{ alkyl})_2$, $S(O)_2(4-C(O)H\text{-piperazin-1-yl})$ or $S(O)_2(4-C(O)CH_3\text{-piperazin-1-yl})$.

10 Phenyl(C_{1-2} alkyl)NH is, for example, benzylamino. Heteroaryl(C_{1-2} alkyl)NH is, for example, pyridinyl CH_2NH , pyrimidinyl CH_2NH or pyridinyl $CH(CH_3)NH$.

In one particular aspect R^1 is C_{3-7} cycloalkyl. In another aspect R^1 is cyclopropyl or cyclobutyl.

15 In a further aspect R^2 is optionally substituted phenyl (especially optionally substituted by halo, cyano, methyl, ethyl, methoxy, ethoxy, NH_2 , $NHCH_3$, $N(CH_3)_2$, CF_3 , CHF_2 , CH_2F , CH_2CF_3 or OCF_3). In another aspect R^2 is optionally substituted phenyl (especially optionally substituted by halogen or CF_3). Halogen is especially chlorine or fluorine. It is especially preferred that phenyl is ortho- or meta-substituted. For example R^2 is unsubstituted phenyl, 3-fluorophenyl, 3-chlorophenyl, 4-fluorophenyl or 4- CF_3 -phenyl.

20 In a still further aspect R^3 and R^{3a} are both hydrogen.

In yet another aspect R^4 and R^{4a} are hydrogen or methyl.

In another aspect R^4 is hydrogen or methyl and R^{4a} is hydrogen.

In a further aspect R^4 and R^{4a} are hydrogen or methyl, and R^3 and R^{3a} are all hydrogen.

In a still further aspect R^3 , R^{3a} , R^4 and R^{4a} are all hydrogen.

25 In another aspect R^5 is hydrogen or C_{1-4} alkyl (such as methyl, ethyl or iso-propyl), C_{3-4} alkenyl (for example allyl), C_{3-4} alkynyl (for example propargyl), C_{3-7} cycloalkyl (for example cyclopropyl) or C_{3-7} cycloalkyl(C_{1-4} alkyl) (for example cyclopropyl CH_2).

In yet another aspect of the invention R^5 is methyl, ethyl, allyl or cyclopropyl.

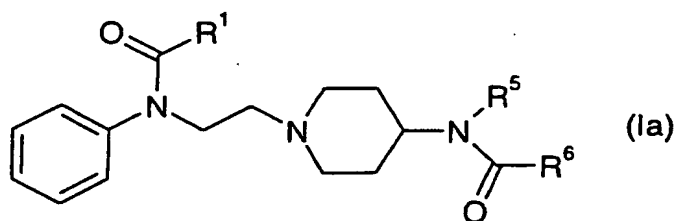
30 In a still further aspect R^6 is preferably optionally substituted benzyl, especially benzyl singly substituted (such as in the 4-position) by $S(O)_2(C_{1-4})\text{alkyl}$ (such as $S(O)_2CH_3$) or $S(O)_2NR^9R^{10}$ (R^9 and R^{10} are, independently, hydrogen or C_{1-4} alkyl, or together with a nitrogen or oxygen atom, may join to form a 5- or 6-membered ring which is optionally substituted with C_{1-4} alkyl, $C(O)H$ or $C(O)(C_{1-4} \text{ alkyl})$) (such as $S(O)_2NH_2$, $S(O)_2NH(CH_3)$,

$S(O)_2N(CH_3)_2$, $S(O)_2(4-C(O)H\text{-piperazin-1-yl})$ or $S(O)_2(4-C(O)CH_3\text{-piperazin-1-yl})$. The variables R^9 and R^{10} are especially hydrogen.

In yet another aspect R^6 is optionally substituted benzyl, especially benzyl singly substituted (such as in the 4-position) by halo (such as fluoro), $S(O)_2(C_{1-4})$ alkyl (such as $S(O)_2CH_3$) or $S(O)_2NH_2$.

In a further aspect R^6 is optionally substituted benzyl, especially benzyl singly substituted (such as in the 4-position) by halo (such as fluoro) or $S(O)_2(C_{1-4})$ alkyl (such as $S(O)_2CH_3$).

In one aspect the present invention provides a compound of formula (Ia):

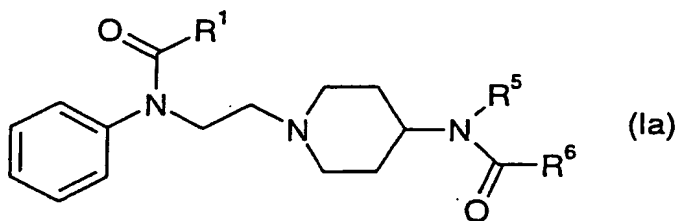


wherein R^1 , R^5 and R^6 are as hereinbefore defined.

The following compounds illustrate the invention.

TABLE I

All compounds in Table I are of formula (Ia) below.

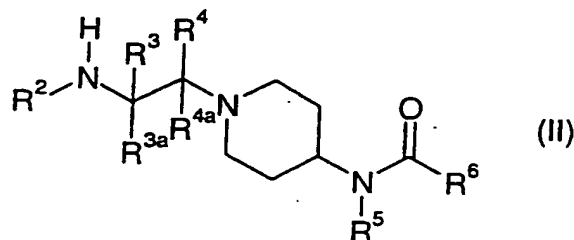


Compound No.	R^1	R^5	R^6	LCMS (MH+)
1	Cyclobutyl	Me	$CH_2Ph\text{-}4\text{-F}$	452
2	Cyclobutyl	Et	$CH_2Ph\text{-}4\text{-F}$	466
3	Cyclopropyl	Me	$CH_2Ph\text{-}4\text{-F}$	438
4	$CH_2\text{-}2\text{-Thiophene}$	Et	$CH_2Ph\text{-}4\text{-}S(O)_2Me$	568
5	$C(=CH_2)CH_2CO_2Me$	Et	$CH_2Ph\text{-}4\text{-}S(O)_2Me$	570
6	$CH(Me)CH_2SAc\text{-}(R)$	Et	$CH_2Ph\text{-}4\text{-}S(O)_2Me$	588

7	CH ₂ S(O) ₂ Me	Et	CH ₂ Ph-4-S(O) ₂ Me	562 (M-H) ⁺
8	Cyclopropyl	Et	CH ₂ Ph-4-F	
9	Cyclobutyl	Et	CH ₂ Ph-4-S(O) ₂ Me	
10	Cyclopropyl	Et	CH ₂ Ph-4-S(O) ₂ Me	
11	Cyclobutyl	Et	CH ₂ Ph-4-S(O) ₂ NH ₂	
12	Cyclopropyl	Et	CH ₂ Ph-4-S(O) ₂ NH ₂	
13	Cyclobutyl	allyl	CH ₂ Ph-4-S(O) ₂ Me	
14	Cyclopropyl	allyl	CH ₂ Ph-4-S(O) ₂ Me	
15	Cyclobutyl	allyl	CH ₂ Ph-4-S(O) ₂ NH ₂	
16	Cyclopropyl	allyl	CH ₂ Ph-4-S(O) ₂ NH ₂	
17	Cyclobutyl	Cyclopropyl	CH ₂ Ph-4-S(O) ₂ Me	
18	Cyclopropyl	Cyclopropyl	CH ₂ Ph-4-S(O) ₂ Me	
19	Cyclobutyl	Cyclopropyl	CH ₂ Ph-4-S(O) ₂ NH ₂	
20	Cyclopropyl	Cyclopropyl	CH ₂ Ph-4-S(O) ₂ NH ₂	

The compounds of formula (I) and (Ia) can be prepared as shown in Schemes 1 and 2 below.

5 A compound of formula (I) or (Ia) can be prepared by reacting a compound of formula (II):



10 with either an acid halide of formula R¹C(O)Cl in a suitable solvent (such as a chlorinated solvent, for example CH₂Cl₂), or an acid of formula R¹CO₂H in the presence of a suitable coupling agent and in a suitable solvent. Suitable coupling agents include PyBrOPTM (bromo-tris-pyrrolidino-phosphonium hexafluorophosphate), HATU (O-(7-azabenzotriazol-1-yl)-N,N,N',N'-tetramethyluronium hexafluorophosphate), HBTU (O-benzotriazol-1-yl)-N,N,N',N'-tetramethyluronium hexafluorophosphate), EDCI (ethyl dimethylaminopropyl

carbodiimide hydrochloride), HOBT (1-hydroxybenzotriazole), and DMAP (N,N-dimethylaminopyridine).

In a further aspect the invention provides processes for preparing the compounds of formula (I) or (Ia). Many of the intermediates in the processes shown in Schemes 1 and 2 are novel and these are provided as further features of the invention.

The compounds of the invention have activity as pharmaceuticals, in particular as modulators (such as agonists, partial agonists, inverse agonists or antagonists) of chemokine receptor (especially CCR5) activity, and may be used in the treatment of autoimmune, inflammatory, proliferative or hyperproliferative diseases, or immunologically-mediated diseases (including rejection of transplanted organs or tissues and Acquired Immunodeficiency Syndrome (AIDS)). Examples of these conditions are:

- (1) (the respiratory tract) obstructive diseases of airways including: chronic obstructive pulmonary disease (COPD) (such as irreversible COPD); pulmonary fibrosis; asthma (such as bronchial, allergic, intrinsic, extrinsic or dust asthma, particularly chronic or inveterate asthma (for example late asthma or airways hyper-responsiveness)); bronchitis (such as eosinophilic bronchitis); acute, allergic, atrophic rhinitis or chronic rhinitis including rhinitis caseosa, hypertrophic rhinitis, rhinitis purulenta, rhinitis sicca or rhinitis medicamentosa; membranous rhinitis including croupous, fibrinous or pseudomembranous rhinitis or scrofulous rhinitis; seasonal rhinitis including rhinitis nervosa (hay fever) or vasomotor rhinitis; sarcoidosis; farmer's lung and related diseases; nasal polyposis; fibroid lung or idiopathic interstitial pneumonia;
- (2) (bone and joints) arthrides including rheumatic, infectious, autoimmune, seronegative spondyloarthropathies (such as ankylosing spondylitis, psoriatic arthritis or Reiter's disease), Behcet's disease, Sjogren's syndrome or systemic sclerosis;
- (3) (skin and eyes) psoriasis, atopic dermatitis, contact dermatitis or other eczematous dermatides, seborrhoetic dermatitis, lichen planus, pemphigus, bullous pemphigus, epidermolysis bullosa, urticaria, angiodermas, vasculitides erythemas, cutaneous eosinophilias, uveitis, alopecia areata or vernal conjunctivitis;
- (4) (gastrointestinal tract) Coeliac disease, proctitis, eosinophilic gastro-enteritis, mastocytosis, Crohn's disease, ulcerative colitis, irritable bowel disease or food-related allergies which have effects remote from the gut (for example migraine, rhinitis or eczema);
- (5) (Allograft rejection) acute and chronic following, for example, transplantation of

kidney, heart, liver, lung, bone marrow, skin or cornea; or chronic graft versus host disease; and/or

- (6) (other tissues or diseases) Alzheimer's disease, multiple sclerosis, atherosclerosis, inhibiting the entry of viruses into target cells, Acquired Immunodeficiency Syndrome (AIDS), lupus disorders (such as lupus erythematosus or systemic lupus), erythematosus, Hashimoto's thyroiditis, myasthenia gravis, type I diabetes, nephrotic syndrome, eosinophilia fascitis, hyper IgE syndrome, leprosy (such as lepromatous leprosy), periodontal disease, sezary syndrome, idiopathic thrombocytopenia pupura, disorders of the menstrual cycle, glomerulonephritis or cerebral malaria.

The compounds of the present invention are also of value in inhibiting the entry of viruses (such as human immunodeficiency virus (HIV)) into target cells and, therefore, are of value in the prevention of infection by viruses (such as HIV), the treatment of infection by viruses (such as HIV) and the prevention and/or treatment of acquired immune deficiency syndrome (AIDS).

According to a further feature of the invention there is provided a compound of the formula (I) or (Ia), or a pharmaceutically acceptable salt thereof or a solvate thereof, for use in a method of treatment of a warm blooded animal (such as man) by therapy (including prophylaxis).

According to a further feature of the present invention there is provided a method for modulating chemokine receptor activity (especially CCR5 receptor activity) in a warm blooded animal, such as man, in need of such treatment, which comprises administering to said animal an effective amount of a compound of the present invention, or a pharmaceutically acceptable salt thereof or a solvate thereof.

The present invention further provides a method of treating a chemokine mediated disease state (especially a CCR5 mediated disease state, such as rheumatoid arthritis) in a warm blooded animal (such as man) suffering from, or at risk of, said disease, which comprises administering to an animal in need of such treatment a therapeutically effective amount of a compound of formula (I) or (Ia), or a pharmaceutically acceptable salt thereof or solvate thereof.

The present invention also provides the use of a compound of the invention, or a pharmaceutically acceptable salt thereof or a solvate thereof, as a medicament, especially a medicament for the treatment of transplant rejection, respiratory disease, psoriasis or arthritis (especially rheumatoid arthritis). [Respiratory disease is, for example, COPD, asthma (such

as bronchial, allergic, intrinsic, extrinsic or dust asthma, particularly chronic or inveterate asthma (for example late asthma or airways hyper-responsiveness)) or rhinitis {acute, allergic, atrophic rhinitis or chronic rhinitis including rhinitis caseosa, hypertrophic rhinitis, rhinitis purulenta, rhinitis sicca or rhinitis medicamentosa; membranous rhinitis including croupous, fibrinous or pseudomembranous rhinitis or scrofoulous rhinitis; seasonal rhinitis including rhinitis nervosa (hay fever) or vasomotor rhinitis}; and is particularly asthma or rhinitis].

The invention also provides a compound of the formula (I) or (Ia), or a pharmaceutically acceptable salt thereof or a solvate thereof, for use as a medicament, especially a medicament for the treatment of transplant rejection, respiratory disease, psoriasis or arthritis (especially rheumatoid arthritis).

The invention also provides a compound of the formula (I) or (Ia), or a pharmaceutically acceptable salt thereof or a solvate thereof, for use in therapy (including prophylaxis); for example in the treatment of a chemokine mediated disease state (especially a CCR5 mediated disease state) in a warm blooded animal, such as man, such as in the treatment of rheumatoid arthritis.

The invention also provides a compound of the formula (I) or (Ia), or a pharmaceutically acceptable salt thereof or a solvate thereof, for use as a medicament, especially a medicament for the treatment of rheumatoid arthritis.

In another aspect the present invention provides the use of a compound of the formula (I) or (Ia), or a pharmaceutically acceptable salt thereof or a solvate thereof, in the manufacture of a medicament for use in therapy (for example in modulating chemokine receptor activity (especially CCR5 receptor activity (especially in the treatment of rheumatoid arthritis)) in a warm blooded animal, such as man).

The invention further provides the use of a compound of formula (I) or (Ia), or a pharmaceutically acceptable salt thereof, in the manufacture of a medicament for use in the treatment of:

- (1) (the respiratory tract) obstructive diseases of airways including: chronic obstructive pulmonary disease (COPD) (such as irreversible COPD); asthma {such as bronchial, allergic, intrinsic, extrinsic or dust asthma, particularly chronic or inveterate asthma (for example late asthma or airways hyper-responsiveness)); bronchitis {such as eosinophilic bronchitis}; acute, allergic, atrophic rhinitis or chronic rhinitis including rhinitis caseosa, hypertrophic rhinitis, rhinitis purulenta, rhinitis sicca or rhinitis medicamentosa; membranous rhinitis including croupous, fibrinous or

pseudomembranous rhinitis or scrofulous rhinitis; seasonal rhinitis including rhinitis nervosa (hay fever) or vasomotor rhinitis; sarcoidosis; farmer's lung and related diseases; nasal polyposis; fibroid lung or idiopathic interstitial pneumonia;

(2) (bone and joints) arthrides including rheumatic, infectious, autoimmune, seronegative spondyloarthropathies (such as ankylosing spondylitis, psoriatic arthritis or Reiter's disease), Behcet's disease, Sjogren's syndrome or systemic sclerosis;

(3) (skin and eyes) psoriasis, atopic dermatitis, contact dermatitis or other eczematous dermatides, seborrhoetic dermatitis, lichen planus, pemphigus, bullous pemphigus, epidermolysis bullosa, urticaria, angiodermas, vasculitides erythemas, cutaneous eosinophilias, uveitis, alopecia areata or vernal conjunctivitis;

(4) (gastrointestinal tract) Coeliac disease, proctitis, eosinophilic gastro-enteritis, mastocytosis, Crohn's disease, ulcerative colitis, irritable bowel disease or food-related allergies which have effects remote from the gut (for example migraine, rhinitis or eczema);

(5) (Allograft rejection) acute and chronic following, for example, transplantation of kidney, heart, liver, lung, bone marrow, skin or cornea; or chronic graft versus host disease; and/or

(6) (other tissues or diseases) Alzheimer's disease, multiple sclerosis, atherosclerosis, Acquired Immunodeficiency Syndrome (AIDS), lupus disorders (such as lupus erythematosus or systemic lupus), erythematosus, Hashimoto's thyroiditis, myasthenia gravis, type I diabetes, nephrotic syndrome, eosinophilia fascitis, hyper IgE syndrome, leprosy (such as lepromatous leprosy), periodontal disease, sezary syndrome, idiopathic thrombocytopenia pupura or disorders of the menstrual cycle;

in a warm blooded animal, such as man.

In order to use a compound of the invention, or a pharmaceutically acceptable salt thereof or solvate thereof, for the therapeutic treatment of a warm blooded animal, such as man, in particular modulating chemokine receptor (for example CCR5 receptor) activity, said ingredient is normally formulated in accordance with standard pharmaceutical practice as a pharmaceutical composition.

Therefore in another aspect the present invention provides a pharmaceutical composition which comprises a compound of the formula (I) or (Ia), or a pharmaceutically acceptable salt thereof or a solvate thereof (active ingredient), and a pharmaceutically acceptable adjuvant, diluent or carrier. In a further aspect the present invention provides a

process for the preparation of said composition which comprises mixing active ingredient with a pharmaceutically acceptable adjuvant, diluent or carrier. Depending on the mode of administration, the pharmaceutical composition will preferably comprise from 0.05 to 99 %w (per cent by weight), more preferably from 0.05 to 80 %w, still more preferably from 0.10 to 70 %w, and even more preferably from 0.10 to 50 %w, of active ingredient, all percentages by weight being based on total composition.

The pharmaceutical compositions of this invention may be administered in standard manner for the disease condition that it is desired to treat, for example by topical (such as to the lung and/or airways or to the skin), oral, rectal or parenteral administration. For these purposes the compounds of this invention may be formulated by means known in the art into the form of, for example, aerosols, dry powder formulations, tablets, capsules, syrups, powders, granules, aqueous or oily solutions or suspensions, (lipid) emulsions, dispersible powders, suppositories, ointments, creams, drops and sterile injectable aqueous or oily solutions or suspensions.

A suitable pharmaceutical composition of this invention is one suitable for oral administration in unit dosage form, for example a tablet or capsule which contains between 0.1mg and 1g of active ingredient.

In another aspect a pharmaceutical composition of the invention is one suitable for intravenous, subcutaneous or intramuscular injection.

Each patient may receive, for example, an intravenous, subcutaneous or intramuscular dose of 0.01mgkg^{-1} to 100mgkg^{-1} of the compound, preferably in the range of 0.1mgkg^{-1} to 20mgkg^{-1} of this invention, the composition being administered 1 to 4 times per day. The intravenous, subcutaneous and intramuscular dose may be given by means of a bolus injection. Alternatively the intravenous dose may be given by continuous infusion over a period of time. Alternatively each patient will receive a daily oral dose which is approximately equivalent to the daily parenteral dose, the composition being administered 1 to 4 times per day.

The following illustrate representative pharmaceutical dosage forms containing the compound of formula (I) or (Ia), or a pharmaceutically acceptable salt thereof or a solvent thereof (hereafter Compound X), for therapeutic or prophylactic use in humans:

(a)

<u>Tablet I</u>	<u>mg/tablet</u>
Compound X	100
Lactose Ph.Eur.	179
Croscarmellose sodium	12.0
Polyvinylpyrrolidone	6
Magnesium stearate	3.0

(b)

<u>Tablet II</u>	<u>mg/tablet</u>
Compound X	50
Lactose Ph.Eur.	229
Croscarmellose sodium	12.0
Polyvinylpyrrolidone	6
Magnesium stearate	3.0

5 (c)

<u>Tablet III</u>	<u>mg/tablet</u>
Compound X	1.0
Lactose Ph.Eur.	92
Croscarmellose sodium	4.0
Polyvinylpyrrolidone	2.0
Magnesium stearate	1.0

(d)

<u>Capsule</u>	<u>mg/capsule</u>
Compound X	10
Lactose Ph.Eur.	389
Croscarmellose sodium	100
Magnesium stearate	1.0

(e)

<u>Injection I</u>	<u>(50 mg/ml)</u>
Compound X	5.0% w/v
Isotonic aqueous solution	to 100%

5 Buffers, pharmaceutically-acceptable cosolvents such as polyethylene glycol, polypropylene glycol, glycerol or ethanol or complexing agents such as hydroxy-propyl β -cyclodextrin may be used to aid formulation.

The above formulations may be obtained by conventional procedures well known in the pharmaceutical art. The tablets (a)-(c) may be enteric coated by conventional means, for example to provide a coating of cellulose acetate phthalate.

10 The invention will now be illustrated by the following non-limiting examples in which, unless stated otherwise:

(i) temperatures are given in degrees Celsius ($^{\circ}\text{C}$); operations were carried out at room or ambient temperature, that is, at a temperature in the range of 18-25 $^{\circ}\text{C}$;

15 (ii) organic solutions were dried over anhydrous magnesium sulphate; evaporation of solvent was carried out using a rotary evaporator under reduced pressure (600-4000 Pascals; 4.5-30 mm Hg) with a bath temperature of up to 60 $^{\circ}\text{C}$;

(iii) chromatography unless otherwise stated means flash chromatography on silica gel; thin layer chromatography (TLC) was carried out on silica gel plates; where a "Bond Elut" column is referred to, this means a column containing 10g or 20g of silica of 40 micron particle size, the silica being contained in a 60ml disposable syringe and supported by a porous disc,

20 obtained from Varian, Harbor City, California, USA under the name "Mega Bond Elut SI".

Where an "IsoluteTM SCX column" is referred to, this means a column containing benzenesulphonic acid (non-encapped) obtained from International Sorbent Technology Ltd., 1st House, Duffryn Industrial Estate, Ystrad Mynach, Hengoed, Mid Glamorgan, UK. Where "ArgonautTM PS-*tris*-amine scavenger resin" is referred to, this means a *tris*-(2-

25 aminoethyl)amine polystyrene resin obtained from Argonaut Technologies Inc., 887 Industrial Road, Suite G, San Carlos, California, USA.

(iv) in general, the course of reactions was followed by TLC and reaction times are given for illustration only;

(v) yields, when given, are for illustration only and are not necessarily those which can be obtained by diligent process development; preparations were repeated if more material was required;

(vi) when given, ^1H NMR data is quoted and is in the form of delta values for major diagnostic protons, given in parts per million (ppm) relative to tetramethylsilane (TMS) as an internal standard, determined at 300 MHz using perdeuterio DMSO (CD_3SOCD_3) as the solvent unless otherwise stated; coupling constants (J) are given in Hz;

(vii) chemical symbols have their usual meanings; SI units and symbols are used;

(viii) solvent ratios are given in percentage by volume;

(ix) mass spectra (MS) were run with an electron energy of 70 electron volts in the chemical ionisation (APCI) mode using a direct exposure probe; where indicated ionisation was effected by electrospray (ES); where values for m/z are given, generally only ions which indicate the parent mass are reported, and unless otherwise stated the mass ion quoted is the positive mass ion - $(\text{M}+\text{H})^+$;

(x) LCMS characterisation was performed using a pair of Gilson 306 pumps with Gilson 233 XL sampler and Waters ZMD4000 mass spectrometer. The LC comprised water symmetry 4.6x50 column C18 with 5 micron particle size. The eluents were: A, water with 0.05% formic acid and B, acetonitrile with 0.05% formic acid. The eluent gradient went from 95% A to 95% B in 6 minutes. Where indicated ionisation was effected by electrospray (ES); where values for m/z are given, generally only ions which indicate the parent mass are reported, and unless otherwise stated the mass ion quoted is the positive mass ion - $(\text{M}+\text{H})^+$ and

(xi) the following abbreviations are used:

DMF *N,N*-dimethylformamide;

THF tetrahydrofuran;

DCM dichloromethane;

HATU *O*-(7-Azabenzotriazol-1-yl)-*N,N,N',N'*-tetramethyluronium hexafluorophosphate;

Boc tert-butoxycarbonyl; and

MeOH methanol.

EXAMPLE 1

This Example illustrates the preparation of *N*-[1-(*N*-phenyl-*N*-cyclobutanecarbonyl-2-ethylamino)-4-piperidinyl]-*N*-methyl-4-fluorophenylacetamide (Compound No. 1 of Table I).

To a solution of cyclobutane carboxylic acid (50 mg, 0.5 mmol) in dichloromethane (DCM) (10 mL) was added oxalyl chloride (64 mg, 0.5 mmol) and the resulting mixture was stirred at room temperature for 5 h. The mixture was evaporated and the residue was dissolved in DCM (10 mL). *N*-[1-(*N*-Phenyl-2-ethylamino)-4-piperidinyl]-*N*-methyl-4-fluorophenylacetamide (150 mg, 0.43 mmol) was added followed by *N,N*-diisopropylethylamine (1.5 mmol). The resulting mixture was stirred at room temperature for 20 h, then partitioned between water and ethyl acetate. The organic phase was dried and evaporated. The crude product was purified by eluting through a 20g Bond Elut cartridge with a gradient of 0 – 30% methanol in ethyl acetate yielding the title compound (67 mg); ¹H NMR: δ 1.23 (br d, 1H), 1.36 (br d, 1H), 1.6 (m, 4H), 1.92 (m, 2H), 2.05 (m, 3H), 2.30 (m, 2H), 2.61 (s, 1H), 2.80 (s, 3H), 2.9-3.8 (m, 7H), 4.20 (m, 1H), 7.05 (m, 3H), 7.20 (d, 3H), 7.38 (m, 3H); MS: 452.

Compound No. 3 of Table I was prepared in a similar manner:

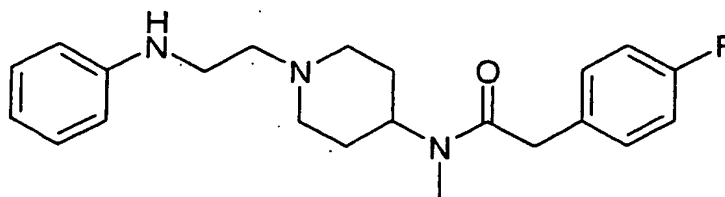
¹H NMR: δ 0.61 (m, 2H), 0.76 (m, 2H), 1.30 (br dd, 2H), 1.50 (m, 2H), 1.90 (br q, 2H), 2.30 (br s, 2H), 2.60 (s, 1H), 2.80 (s, 3H), 3.2-3.8 (m, 6H), 4.18 (m, 1H), 7.05 (m, 3H), 7.20 (m, 2H), 7.32 (d, 2H), 7.40 (m, 2H).

Methods

Starting materials are commercially available, have been described in the literature or can be prepared by adaptation of literature methods. Examples of literature methods include: P. Richter, Ch. Garbe and G. Wagner, *E. Ger. Pharmazie*, **1974**, *29(4)*, 256-262; C. Oniscu, D. Nicoara and G. Funieru, "4-(Ureidosulfonyl)phenylacetic acid and its ureide", *RO79-966646*, (Romanian document); and M. A. Zahran, M. M. Ali, Y. A. Mohammed and A. A. Shehata, *Int. J. Chem.*, **1993**, *4(3)*, 61.

Method 1

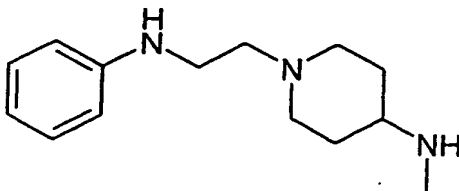
N-[1-(*N*-Phenyl-2-ethylamino)-4-piperidinyl]-*N*-methyl-4-fluorophenylacetamide



To a solution of 1-(*N*-phenyl-2-ethylamino)-4-methylaminopiperidine (466 mg, 2.0 mmol) in *N,N*-dimethylformamide (DMF) (10 mL) was added 4-fluorophenylacetic acid (323 mg, 2.1 mmol), HATU (800 mg, 2.1 mmol) and *N,N*-diisopropylethylamine (0.4 mL) and the resulting mixture was stirred at room temperature for 20 h. Water was added and the resulting mixture extracted with ethyl acetate. The organic extract was dried and evaporated affording the title compound (340 mg); ¹H NMR: 1.40 (m, 2H), 1.70 (m, 2H), 2.65 (m, 2H), 2.80 (s, 3H), 2.9-3.2 (m, 5H), 3.70 (m, 3H), 4.23 (m 1H), 6.55 (m, 3H), 7.02 (m, 4H), 7.20 (m, 2H); MS: 370.

10 Method 2

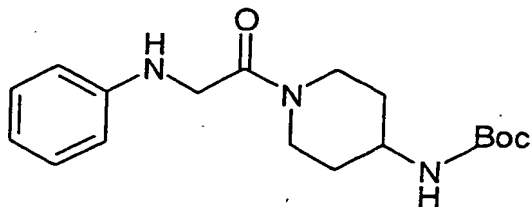
1-(*N*-Phenyl-2-ethylamino)-4-methylaminopiperidine



To a solution of 1-(2-anilinoacetyl)-4-Boc-aminopiperidine (3.33 g, 10.0 mmol) in THF (100 mL) was added lithium aluminium hydride (20 mL 1M in THF) and the resulting mixture stirred at reflux for 16 h. After cooling to room temperature the reaction was treated with 2M aqueous sodium hydroxide solution and the resulting mixture was filtered. The filtrate was evaporated then redissolved in ethyl acetate. This solution was washed with water, dried and evaporated giving the title compound as an oil (2.1 g); ¹H NMR: 1.21 (dq, 2H), 1.75 (br d, 2H), 1.97 (dt, 2H), 2.26 (m, 4H), 2.45 (t, 2H), 2.81 (br d, 2H), 3.07 (q, 2H), 5.27 (t, 1H), 6.49 (t, 1H), 6.55 (d, 2H), 7.04 (t, 2H); MS: 234.

Method 3

1-(2-Anilinoacetyl)-4-Boc-aminopiperidine

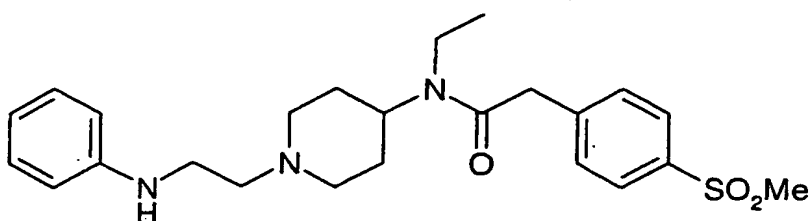


To a solution of 4-Boc-aminopiperidine (7.0 g, 35 mmol) in (DMF) (100 mL) was added 2-anilinoacetic acid (4.89 g, 33 mmol), HATU (13.3 g, 35 mmol) and *N,N*-

diisopropylethylamine (6.1 mL) and the resulting mixture was stirred at room temperature for 20 h. Water was added and the resulting precipitate collected and dried affording the title compound as a solid (8.2 g, 74%); $^1\text{H NMR}$: 1.39 (s, 9H), 1.76 (br t, 2H), 2.75 (m, 1H), 3.04 (m, 1H), 3.5 (m, 3H), 3.84 (m, 3H), 4.20 (br d, 1H), 5.42 (t, 1H), 6.55 (t, 1H), 6.60 (d, 2H), 6.85 (m, 1H), 7.05 (t, 2H); MS: 278 ($\text{MH}^+ - 2\text{-butene}$).

Method 4

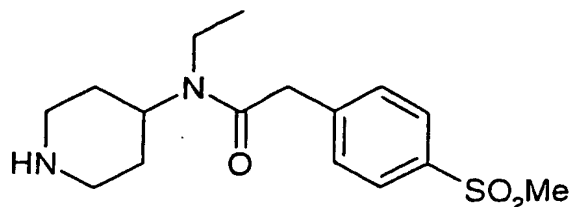
N-[1-(*N*-Phenyl-2-ethylamino)-4-piperidinyll]-*N*-ethyl-4-methanesulfonylphenylacetamide



To a mixture of *N*-(4-piperidinyll)-*N*-ethyl-4-methanesulfonylphenylacetamide (2.0 g, 6.2 mmol) and *N*-(2-chloroethyl)aniline hydrochloride (1.2 g, 6.2 mmol) (J. Med. Chem. 1965, 173) in 4-methyl-2-pentanone (15 mL) was added potassium carbonate (2.56 g, 18.6 mmol) and potassium iodide (150 mg, 0.9 mmol) and the resulting mixture stirred at reflux for 20 h. After cooling to room temperature the solid was removed by filtration and the filtrate concentrated. The residue was purified by Bond Elut chromatography (eluent 5% MeOH/DCM) to afford, after trituration with diethyl ether, the title compound as a white solid (1.30 g, 50%); $^1\text{H NMR}$ (d_6 DMSO, 373K): 1.1 (t, 3H), 1.4 (m, 2H), 1.8 (m, 2H), 2.1 (m, 2H), 2.5 (m, 2H), 3.1 (m, 5H), 3.3 (q, 2H), 3.8 (s, 2H), 5.0 (m, 1H), 6.6 (m, 3H), 7.1 (dd, 2H), 7.5 (d, 2H), 7.8 (d, 2H); MS: 444.

Method 5

N-(4-Piperidinyll)-*N*-ethyl-4-methanesulfonylphenylacetamide

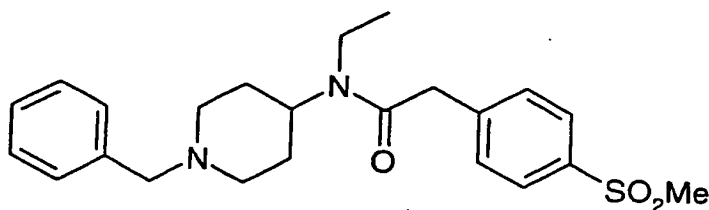


To a solution of *N*-(1-phenylmethyl-4-piperidinyll)-*N*-ethyl-4-methanesulfonylphenylacetamide (34g, 82 mmol) in ethanol (600ml) was added ammonium formate (40g). The

mixture was purged with argon and 30% Pd on carbon (4.2g) was added. The resulting mixture was stirred at reflux for 4 h, then allowed to cool and filtered through diatomaceous earth. The filtrate was evaporated to give a thick oil which solidified on standing to yield the title compound (24.9g, 77 mmol); ¹H NMR: 1.02 and 1.15 (t, 3H), 1.4 -1.6 (br m, 4H), 2.45 (m, 2H), 2.93 (br m, 2H), 3.18 (s, 3H), 3.20 and 3.32 (q, 2H), 3.72 and 4.18 (m, 1H), 3.80 and 3.87 (s, 2H), 7.50 (m, 2H), 7.85 (m, 2H); MS: 325.

Method 6

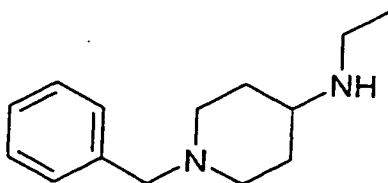
N-(1-Phenylmethyl-4-piperidinyl)-*N*-ethyl-4-methanesulfonylphenylacetamide



To a solution of 1-phenylmethyl-4-ethylaminopiperidine dihydrochloride (32.0 g, 110 mmol) in DCM (500 mL) was added *N,N*-diisopropylethylamine (60 mL) with stirring to ensure complete dissolution. 4-Methanesulfonylphenylacetic acid (25.0 g, 117 mmol), 4-dimethylaminopyridine (2.0 g) and dicyclohexylcarbodiimide (25.0 g, 121 mmol) were added and the resulting mixture was stirred at room temperature for 20 h. The precipitate was removed by filtration and the resulting solution was washed successively with 2N aqueous HCl, water and 1N aqueous NaOH, dried (MgSO₄) and evaporated. The residue was purified by silica gel chromatography (eluent 10% MeOH/ethyl acetate) to afford the title compound (35 g, 76%); ¹H NMR: 1.00 and 1.14 (t, 3H), 1.45 and 1.70 (m, 2H), 1.95 (br m, 2H), 2.80 (br m, 2H), 3.18 (s, 3H), 3.20 and 3.33 (q, 2H), 3.45 (s, 2H), 3.80 and 3.87 (s, 2H), 3.70 and 4.10 (m, 1H), 7.2 - 7.3 (m, 5H), 7.48 (m, 2H), 7.82 (m, 2H); MS: 415.

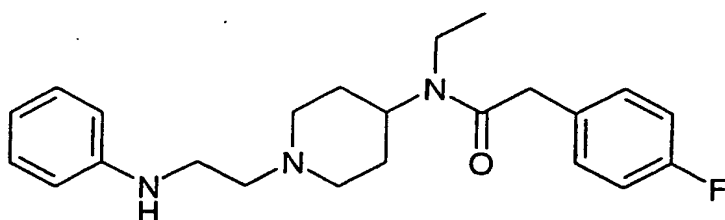
Method 7

1-Phenylmethyl-4-ethylaminopiperidine dihydrochloride



To a solution of 1-phenylmethyl-4-piperidone (25.0 g, 132 mmol) in THF (250 mL) was added ethylamine hydrochloride (12.0 g, 147 mmol) and methanol (50 mL) and the resulting mixture stirred at room temperature for 10 min. Sodium triacetoxyborohydride (40 g, 189 mmol) was added portionwise and the resulting mixture stirred at room temperature for 1 h. 2M Sodium hydroxide solution (250 mL) was added and the resulting mixture extracted with diethyl ether. The organic extracts were dried (K_2CO_3) and evaporated to give 1-phenylmethyl-4-ethylaminopiperidine as an oil. This was dissolved in ethanol (500 mL) and concentrated hydrochloric acid (20 mL) was added. The resulting crystals were collected, washed with diethyl ether and dried giving the title compound as a solid (38 g); 1H NMR ($CDCl_3$): 1.10 (t, 3H), 1.40 (m, 2H), 1.83 (m, 2H), 2.02 (m, 2H), 2.65 (q, 2H), 2.85 (m, 2H), 3.50 (s, 2H), 3.75 (m, 1H), 7.2 - 7.4 (m, 5H); MS: 219.

Method 8

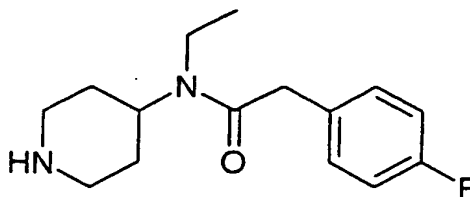


15 N-[1-(N-Phenyl-2-ethylamino)-4-piperidinyl]-N-ethyl-4-fluorophenylacetamide

This was prepared by reacting *N*-4-piperidinyl-*N*-ethyl-4-fluorophenylacetamide with *N*-(2-chloroethyl)aniline hydrochloride according to the procedure used for Method 4; 1H NMR: 1.0 and 1.5 (t, 3H), 1.3 (m, 1H) 1.5 (m, 1H), 1.7 (m, 2H), 2.0 (m, 2H), 2.4 (m, 2H), 2.9 (m, 2H), 3.1 (m, 2H), 3.2 (m, 2H), 3.6 and 3.7 (s, 2H), 4.1 (m, 1H), 5.2 (br s, 1H), 6.5 (m, 3H), 7.0 (dd, 2H), 7.1 (dd, 2H), 7.2 (m, 2H); MS: 384.

Method 9

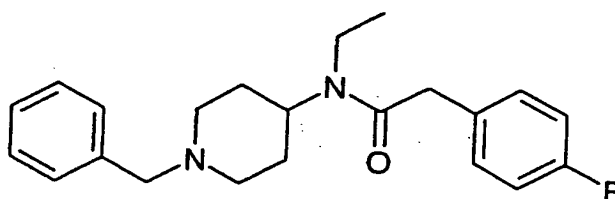
N-4-Piperidinyl-N-ethyl-4-fluorophenylacetamide



This was prepared by reacting *N*-(1-phenylmethyl-4-piperidinyl-*N*-ethyl-4-fluorophenylacetamide according to the procedure used for Method 5; ¹H NMR: (formic acid salt): 0.97 and 1.10 (t, 3H), 1.46 and 1.62 (m, 2H), 1.8 - 2.0 (m, 2H), 2.78 (m, 2H), 3.1 - 3.3 (m, 4H), 3.65 and 3.74 (s, 2H), 3.97 and 4.22 (m, 1H), 7.08 (m, 2H), 7.25 (m, 2H), 8.42 (s, 1H); MS: 265.

Method 10

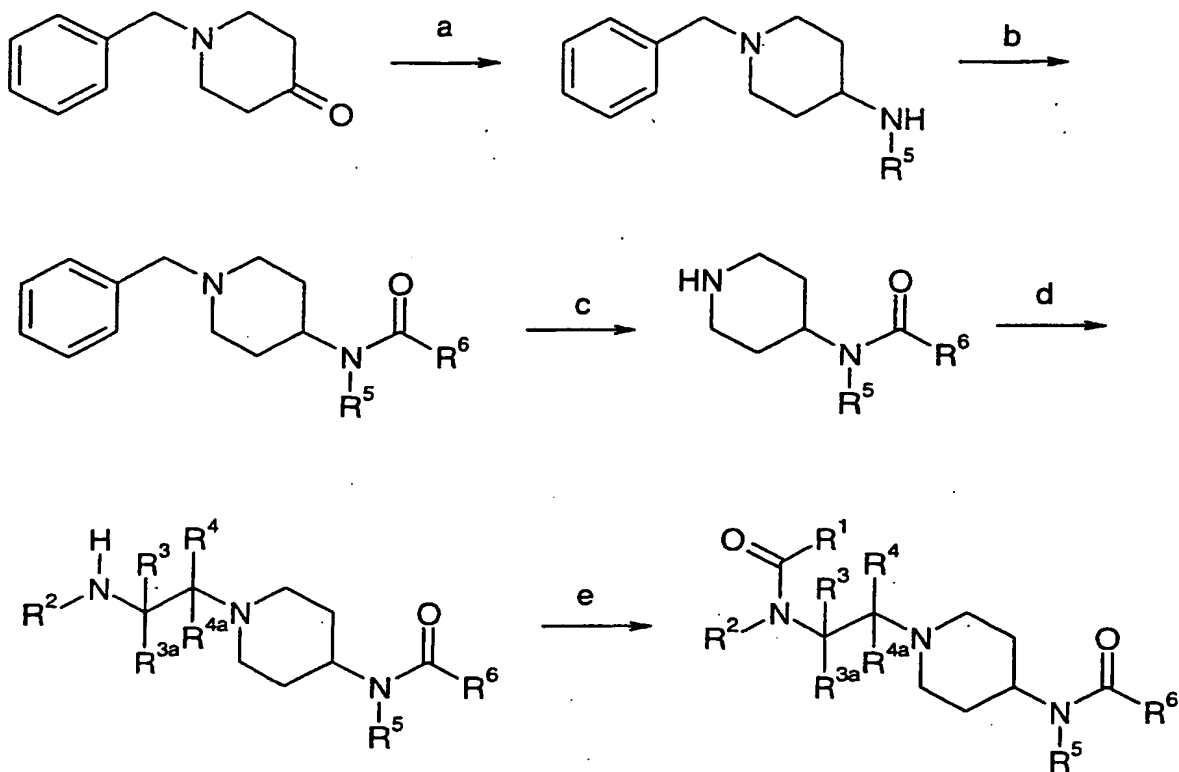
N-(1-Phenylmethyl-4-piperidinyl-*N*-ethyl-4-fluorophenylacetamide



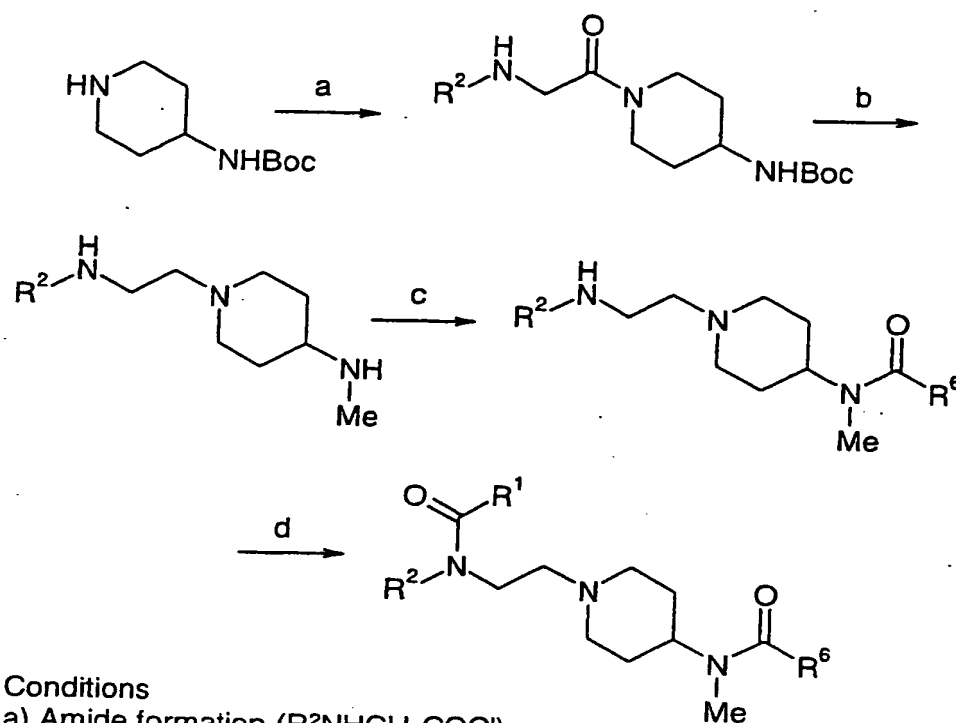
This was prepared by reacting 1-phenylmethyl-4-ethylaminopiperidine dihydrochloride with 4-fluorophenylacetic acid according to the procedure used for Method 6; ¹H NMR (CDCl₃): 1.13 and 1.19 (t, 3H), 1.35 and 1.85 (m, 2H), 1.74 and 2.08 (m, 2H), 2.90 (br m, 2H), 3.30 (m, 2H), 3.46 (s, 2H), 3.66 (s, 2H), 3.55 and 4.42 (m, 1H), 7.00 (m, 2H), 7.2 - 7.3 (m, 7H); MS: 355.

EXAMPLE 2

The ability of compounds to inhibit the binding of RANTES or MIP-1 α was assessed by an *in vitro* radioligand binding assay. Membranes were prepared from Chinese hamster ovary cells which expressed the recombinant human CCR5 receptor. These membranes were incubated with 0.1 nM iodinated RANTES or MIP-1 α , scintillation proximity beads and various concentrations of the compounds of the invention in 96-well plates. The amount of iodinated RANTES or MIP-1 α bound to the receptor was determined by scintillation counting. Competition curves were obtained for compounds and the concentration of compound which displaced 50% of bound iodinated RANTES or MIP-1 α was calculated (IC₅₀). Certain compounds of formula (I) had an IC₅₀ of less than 50 μ M.

SCHEME 1**Conditions**

- a) Reductive amination (amine and Na(AcO)₃BH)
- b) Amide formation (R⁶CO₂H, coupling agent or R⁶COCl)
- c) H₂/Pd
- d) alkyl halide, base
- e) Amide formation (R¹CO₂H, coupling agent or R¹COCl)

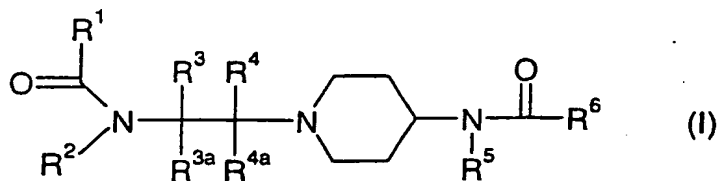
SCHEME 2

Conditions

a) Amide formation (R^2NHCH_2COCl)b) $LiAlH_4$ c) Amide formation (R^6CO_2H , coupling agent)d) Amide formation (R^1COCl)

CLAIMS

1. A compound of formula (I):



wherein:

R^1 is C_{3-7} cycloalkyl, C_{5-7} cycloalkenyl, heterocyclyl (itself optionally substituted by C_{1-4} alkyl), C_{1-8} alkyl (optionally substituted by C_{3-6} cycloalkyl, C_{5-6} cycloalkenyl, phenyl, heteroaryl, $S(O)_pR^7$, CO_2R^8), C_{3-6} alkenyl (optionally substituted by phenyl, heteroaryl, $S(O)_qR^9$, CO_2R^{10}) or C_{3-8} alkynyl;

R^2 is phenyl, heteroaryl, phenyl(C_{1-4} alkyl) or heteroaryl(C_{1-4} alkyl);

R^3 , R^{3a} , R^4 and R^{4a} are, independently, hydrogen or C_{1-4} alkyl;

R^5 is hydrogen, C_{1-4} alkyl (optionally substituted by halogen, hydroxy, C_{1-4} alkoxy, C_{3-7} cycloalkyl, SH, C_{1-4} alkylthio, cyano or $S(O)_q(C_{1-4}$ alkyl)), C_{3-4} alkenyl, C_{3-4} alkynyl or C_{3-7} cycloalkyl;

R^6 is phenyl, heteroaryl, phenylNH, heteroarylNH, phenyl(C_{1-2})alkyl, heteroaryl(C_{1-2})alkyl, phenyl(C_{1-2} alkyl)NH or heteroaryl(C_{1-2} alkyl)NH;

R^7 and R^9 are, independently, C_{1-4} alkyl, or, when p or q is 0, C_{1-4} acyl;

R^8 and R^{10} are, independently, hydrogen or C_{1-4} alkyl;

wherein the phenyl and heteroaryl rings of any of the foregoing are independently optionally substituted by halo, cyano, nitro, hydroxy, C_{1-4} alkyl, C_{1-4} alkoxy, $S(O)_mC_{1-4}$ alkyl, $S(O)_2NR^{11}R^{12}$, $NHS(O)_2(C_{1-4}$ alkyl), NH_2 , $NH(C_{1-4}$ alkyl), $N(C_{1-4}$ alkyl) $_2$, $NHC(O)NH_2$, $C(O)NH_2$, $C(O)NH(C_{1-4}$ alkyl), $NHC(O)(C_{1-4}$ alkyl), CO_2H , $CO_2(C_{1-4}$ alkyl), $C(O)(C_{1-4}$ alkyl), CF_3 , CHF_2 , CH_2F , CH_2CF_3 or OCF_3 ;

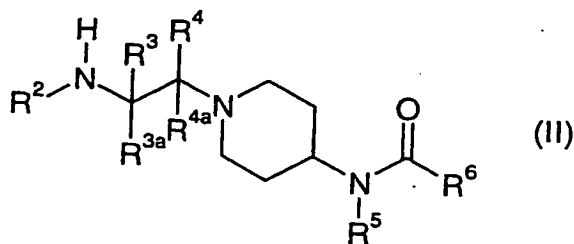
R^{11} and R^{12} are, independently, hydrogen or C_{1-4} alkyl, or together with a nitrogen or oxygen atom, may join to form a 5- or 6-membered ring which is optionally substituted with C_{1-4} alkyl, $C(O)H$ or $C(O)(C_{1-4}$ alkyl);

m, p and q are, independently, 0, 1 or 2;

or a pharmaceutically acceptable salt thereof or a solvate thereof.

2. A compound of formula (I) as claimed in claim 1 wherein R^1 is C_{3-7} cycloalkyl.

3. A compound of formula (I) as claimed in claim 1 or 2 wherein R^2 is phenyl optionally substituted by halogen or CF_3 .
4. A compound of formula (I) as claimed in claim 1, 2 or 3 wherein R^3 and R^{3a} are both hydrogen.
5. A compound of formula (I) as claimed in claim 1, 2, 3 or 4 wherein R^4 is hydrogen or methyl and R^{4a} is hydrogen.
6. A compound of formula (I) as claimed in claim 1, 2, 3, 4 or 5 wherein R^5 is hydrogen, C_{1-4} alkyl, C_{3-4} alkenyl, C_{3-7} cycloalkyl or C_{3-7} cycloalkyl(C_{1-4} alkyl).
7. A compound of formula (I) as claimed in claim 1, 2, 3, 4, 5 or 6 wherein R^6 is benzyl singly substituted by $S(O)_2(C_{1-4})$ alkyl or $S(O)_2NR^9R^{10}$; wherein R^9 and R^{10} are, independently, hydrogen or C_{1-4} alkyl, or together with a nitrogen or oxygen atom, join to form a 5- or 6-membered ring which is optionally substituted with C_{1-4} alkyl, $C(O)H$ or $C(O)(C_{1-4}$ alkyl).
8. A process for the preparation of a compound of formula (I) as claimed in claim 1, the process comprising reacting a compound of formula (II):



with either an acid halide of formula $R^1C(O)Cl$ in a suitable solvent, or an acid of formula R^1CO_2H in the presence of a suitable coupling agent and in a suitable solvent.

9. A pharmaceutical composition which comprises a compound of the formula (I), or a pharmaceutically acceptable salt thereof or solvate thereof, and a pharmaceutically acceptable adjuvant, diluent or carrier.

10. A compound of the formula (I), or a pharmaceutically acceptable salt thereof or solvate thereof as claimed in claim 1 to 7, for use in therapy.

- 5 11. A compound of formula (I), or a pharmaceutically acceptable salt thereof or solvate thereof as claimed in claim 1 to 7, in the manufacture of a medicament for use in therapy.

- 10 12. A method of treating a chemokine mediated disease state in a warm blooded animal suffering from, or at risk of, said disease, which comprises administering to an animal in need of such treatment a therapeutically effective amount of a compound of formula (I), or a pharmaceutically acceptable salt thereof or solvate thereof as claimed in claim 1 to 7.



INTERNATIONAL SEARCH REPORT

International application No.

PCT/SE 02/00542

A. CLASSIFICATION OF SUBJECT MATTER

IPC7: C07D 211/58, A61K 31/4468, A61P 11/00, A61P 17/00, A61P 29/00, A61P 37/00
According to International Patent Classification (IPC) or to both national classification and IPC

B. FIELDS SEARCHED

Minimum documentation searched (classification system followed by classification symbols)

IPC7: C07D, A61K, A61P

Documentation searched other than minimum documentation to the extent that such documents are included in the fields searched

SE,DK,FI,NO classes as above

Electronic data base consulted during the international search (name of data base and, where practicable, search terms used)

CHEM.ABS.DATA, WPI DATA, EPO-INTERNAL, MEDLINE, BIOSIS

C. DOCUMENTS CONSIDERED TO BE RELEVANT

Category*	Citation of document, with indication, where appropriate, of the relevant passages	Relevant to claim No.
X	EP 1013276 A1 (PFIZER INC.), 28 June 2000 (28.06.00) --	1-12
X	EP 0903349 A2 (F. HOFFMANN-LA ROCHE AG), 24 March 1999 (24.03.99) --	1-12
P,X	WO 0187839 A1 (ASTRAZENECA AB), 22 November 2001 (22.11.01), Compound 20, Table III -- -----	1-12

 Further documents are listed in the continuation of Box C.

 See patent family annex.

* Special categories of cited documents:

- "A" document defining the general state of the art which is not considered to be of particular relevance
 "E" earlier application or patent but published on or after the international filing date
 "L" document which may throw doubts on priority claim(s) or which is cited to establish the publication date of another citation or other special reason (as specified)
 "O" document referring to an oral disclosure, use, exhibition or other means
 "P" document published prior to the international filing date but later than the priority date claimed

"T" later document published after the international filing date or priority date and not in conflict with the application but cited to understand the principle or theory underlying the invention

"X" document of particular relevance: the claimed invention cannot be considered novel or cannot be considered to involve an inventive step when the document is taken alone

"Y" document of particular relevance: the claimed invention cannot be considered to involve an inventive step when the document is combined with one or more other such documents, such combination being obvious to a person skilled in the art

"&" document member of the same patent family

Date of the actual completion of the international search

2 July 2002

Date of mailing of the international search report

04-07-2002

Name and mailing address of the ISA
 Swedish Patent Office
 Box 5055, S-102 42 STOCKHOLM
 Facsimile No. +46 8 666 02 86

Authorized officer

VIVECA NORÉN/BS
 Telephone No. +46 8 782 25 00

INTERNATIONAL SEARCH REPORT

International application No.
PCT/SE02/00542

Box I Observations where certain claims were found unsearchable (Continuation of item 1 of first sheet)

This international search report has not been established in respect of certain claims under Article 17(2)(a) for the following reasons:

1. Claims Nos.: 12
because they relate to subject matter not required to be searched by this Authority, namely:
see next sheet

2. Claims Nos.:
because they relate to parts of the international application that do not comply with the prescribed requirements to such an extent that no meaningful international search can be carried out, specifically:

3. Claims Nos.:
because they are dependent claims and are not drafted in accordance with the second and third sentences of Rule 6.4(a).

Box II Observations where unity of invention is lacking (Continuation of item 2 of first sheet)

This International Searching Authority found multiple inventions in this international application, as follows:

1. As all required additional search fees were timely paid by the applicant, this international search report covers all searchable claims.
2. As all searchable claims could be searched without effort justifying an additional fee, this Authority did not invite payment of any additional fee.
3. As only some of the required additional search fees were timely paid by the applicant, this international search report covers only those claims for which fees were paid, specifically claims Nos.:

4. No required additional search fees were timely paid by the applicant. Consequently, this international search report is restricted to the invention first mentioned in the claims; it is covered by claims Nos.:

Remark on Protest

- The additional search fees were accompanied by the applicant's protest.
 No protest accompanied the payment of additional search fees.

INTERNATIONAL SEARCH REPORT

International application No.
PCT/SE02/00542

Claim 12 relates to a method of treatment of the human or animal body by surgery or by therapy/a diagnostic method practised on the human or animal body/Rule 39.1(iv). Nevertheless, a search has been executed for this claim. The search has been based on the alleged effects of the compounds/compositions.

INTERNATIONAL SEARCH REPORT
Information on patent family members

10/06/02

International application No.
PCT/SE 02/00542

Patent document cited in search report	Publication date	Patent family member(s)	Publication date
EP 1013276 A1	28/06/00	AP 200102186 D	00/00/00
		AP 200102187 D	00/00/00
		AU 1290400 A	31/07/00
		AU 1675100 A	31/07/00
		BG 105709 A	28/02/02
		BG 105721 A	28/02/02
		BR 9916585 A	16/10/01
		BR 9917007 A	30/10/01
		CN 1331591 T	16/01/02
		CN 1331691 T	16/01/02
		EP 1140085 A	10/10/01
		EP 1140920 A	10/10/01
		GB 9828420 D	00/00/00
		JP 2000212159 A	02/08/00
		NO 20013149 A	23/08/01
		NO 20013183 A	08/08/01
		TR 200101793 T	00/00/00
		TR 200101867 T	00/00/00
		WO 0038680 A	06/07/00
		WO 0039125 A	06/07/00
		GB 9922702 D	00/00/00
<hr/>			
EP 0903349 A2	24/03/99	AU 744059 B	14/02/02
		AU 8080098 A	25/02/99
		BR 9803179 A	28/03/00
		CA 2245043 A	18/02/99
		CN 1211572 A	24/03/99
		CZ 9802566 A	17/03/99
		DE 19837386 A	25/02/99
		ES 2154167 A,B	16/03/01
		FR 2767826 A	05/03/99
		GB 2330580 A	28/04/99
		GB 9817910 D	00/00/00
		HR 980450 A	30/06/99
		HU 9801861 D	00/00/00
		HU 9801887 A	28/06/99
		IL 125658 D	00/00/00
		IT 1304150 B	08/03/01
		IT MI981902 A	18/02/00
		JP 3014367 B	28/02/00
		JP 11147872 A	02/06/99
		NO 983749 A	19/02/99
		NZ 331319 A	27/03/00
		PL 328049 A	01/03/99
		SG 70110 A	25/01/00
		TR 9801594 A	00/00/00
		US 6323223 B	27/11/01
		US 6339087 B	15/01/02
		ZA 9807448 A	22/01/99
<hr/>			
WO 0187839 A1	22/11/01	AU 5898101 A	26/11/01
		GB 0011838 D	00/00/00